

ZVEI Foreign Trade Report

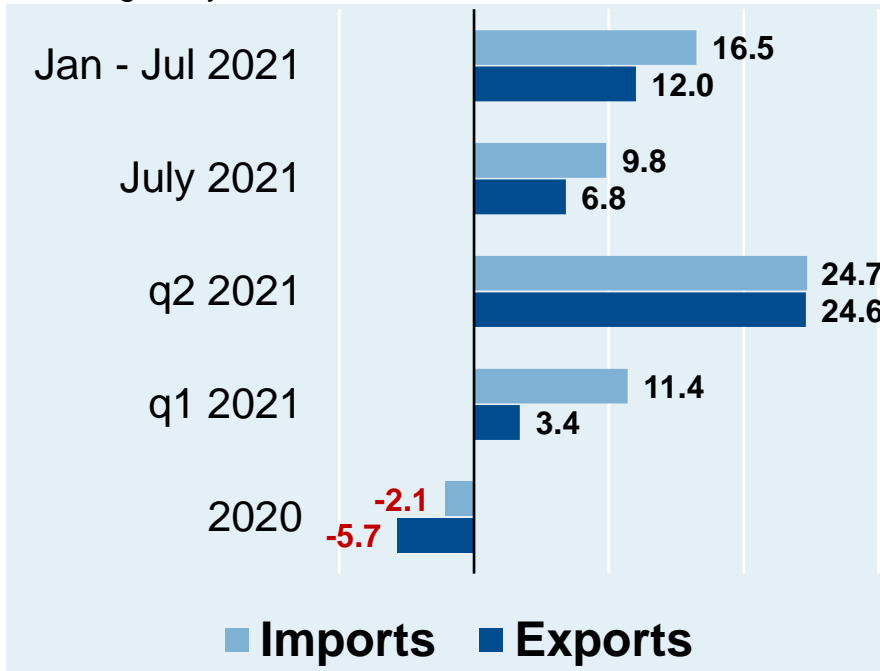
Edition September 2021

ZVEI - German Electrical and Electronic Manufacturers' Association

German electric industry

– Exports and imports

% change on year earlier



Source: Destatis and ZVEI's own calculations

Exports of the German electric industry grew by 6.8% (year-on-year) to €18.0bn in July 2021. The recent increase was smaller than in the four preceding months, in which the deliveries abroad still had advanced with double-digit rates – of course, not least because of base effects.

In the full first seven months of this year the sector's exports came to €126.7bn, leaving them 12.0% higher than a year earlier.

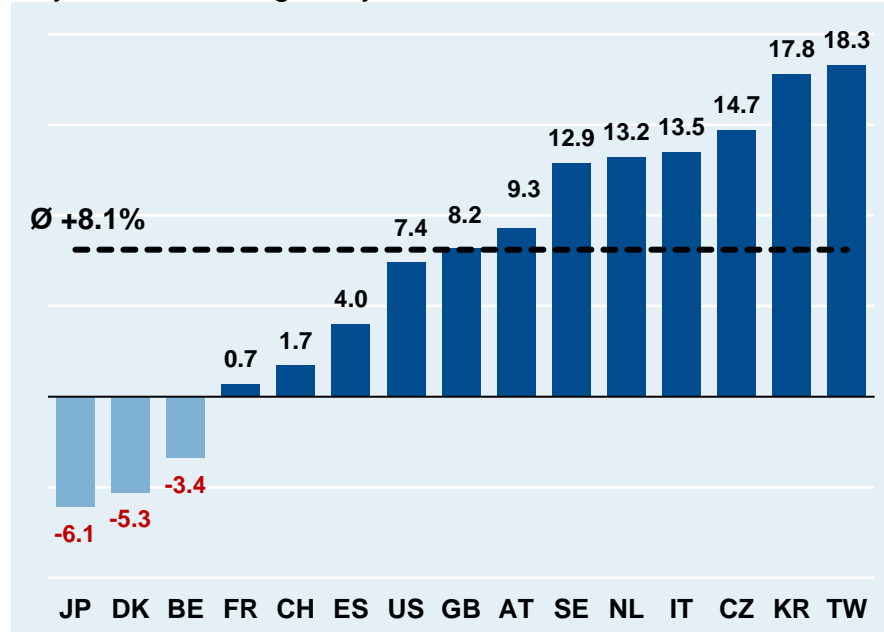
With a value of €16.6bn German imports of electrical and electronic goods surpassed their corresponding pre-year level by 9.8% in July. Here the pace of expansion slowed down, too.

Accumulated from January through July 2021 the incoming deliveries reached €121.0bn. With it, they were up 16.5% on their pre-year level.

German electric industry

– Exports to industrialized countries

July 2021, % change on year earlier



Source: Destatis and ZVEI's own calculations

Electric exports to the industrialized countries reached €11.5bn in July 2021 (+8.1% year over year).

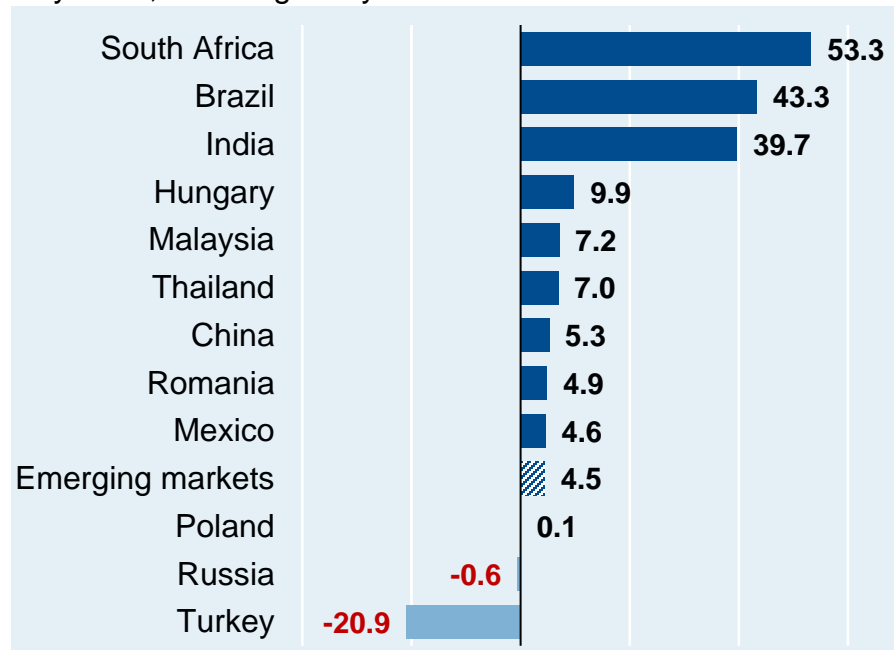
The highest increases were reported for the deliveries to Taiwan (+18.3% to €216m) and South Korea (+17.8% to €262m). Exports to the Czech Republic (+14.7% to €801m), Italy (+13.5% to €920m), the Netherlands (+13.2% to €886) and Sweden (+12.9% to €387m) picked up by double-digit rates, too. While businesses with Austria (+9.3% to €779m), the United Kingdom (+8.2% to €746m), the USA (+7.4% to €1.7bn), Spain (+4.0% to €569m), Switzerland (+1.7% to €634m) and France (+0.7% to €1.0bn) also rose, deliveries to Belgium (-3.4% to €360m), Denmark (-5.3% to €211m) and Japan (-6.1% to €217m) declined in July.

In the first seven months of this year the sector's exports to the group of industrialized countries soared by 13.1% (again yoy) to €81.5bn.

German electric industry

– Exports to emerging markets

July 2021, % change on year earlier



Source: Destatis and ZVEI's own calculations

German electric deliveries to the emerging markets merely climbed by 4.5% (year-on-year) to €6.5bn in July 2021.

With an increase of 53.3% to €118m the biggest plus was recorded for exports to South Africa. Deliveries to Brazil (+43.3% to €121m) and India (+39.7% to €196m) were starkly on the rise, too. Exports to Hungary (+9.9% to €568m), Malaysia (+7.2% to €199m), Thailand (+7.0% to €86m), China (+5.3% to €2.1bn), Romania (+4.9% to €335m) and Mexico (+4.6% to €213m) advanced with single-digit growth rates. Deliveries to Poland came in close to their pre-year level (+0.1% to €829m) in July, while exports to Russia fell slightly (by 0.6% to €356m) and those to Turkey dropped markedly – namely by 20.9% to €227m. Eventually, from January through July 2021 aggregated electric deliveries to the emerging countries of €45.2bn were 10.2% up over the past year.

German electric industry

– Key figures on foreign trade

	2020	2021 July	2021 Jan - Jul
Exports in total, billion € (% change on year earlier)	202.7 (-5.7%)	18.0 (+6.8%)	126.7 (+12.0%)
Top ten receiving countries (2020)			
1. China	23.3 (+6.5%)	2.1 (+5.3%)	14.5 (+10.5%)
2. USA	17.3 (-9.8%)	1.7 (+7.4%)	10.8 (+7.9%)
3. France	12.1 (-11.1%)	1.0 (+0.7%)	7.7 (+18.3%)
4. Poland	11.1 (+5.4%)	0.8 (+0.1%)	6.3 (+13.6%)
5. Netherlands	9.9 (-9.4%)	0.9 (+13.2%)	6.4 (+16.8%)
6. Italy	9.4 (-7.3%)	0.9 (+13.5%)	6.3 (+24.6%)
7. Austria	9.1 (-3.8%)	0.8 (+9.3%)	5.5 (+17.8%)
8. Czech Republic	9.1 (-9.5%)	0.8 (+14.7%)	5.8 (+13.2%)
9. United Kingdom	8.6 (-12.1%)	0.7 (+8.2%)	5.2 (+16.2%)
10. Switzerland	7.0 (+0.2%)	0.6 (+1.7%)	4.3 (+5.2%)

	2020	2021 July	2021 Jan - Jul
Imports in total, billion € (% change on year earlier)	189.9 (-2.1%)	16.6 (+9.8%)	121.0 (+16.5%)
Biggest supplying countries (2020)			
1. China	54.9 (+5.8%)	5.3 (+16.1%)	35.8 (+21.0%)
2. USA	10.9 (-13.0%)	0.9 (-3.1%)	6.4 (-5.9%)
3. Poland	10.8 (+18.9%)	1.0 (+19.9%)	7.7 (+46.0%)
4. Czech Republic	10.1 (-8.6%)	0.8 (-3.8%)	6.0 (+14.7%)
5. Hungary	8.4 (-1.4%)	0.8 (+13.5%)	5.6 (+33.0%)
6. Japan	7.3 (-5.9%)	0.6 (+7.6%)	4.4 (+8.3%)
Export prices	-0.7%	+0.8%	-0.4%
Import prices	-2.7%	+0.9%	-2.1%

Source: Destatis and ZVEI's own calculations

ZVEI - German Electrical and Electronic Manufacturers' Association
Lyoner Straße 9
60528 Frankfurt am Main

Economic Policy, Business Cycles and Markets
Editorial staff: Dr Andreas Gontermann, Matthias Düllmann
Phone: +49 69 6302-301
Fax: +49 69 6302-326
Mail: matthias.duellmann@zvei.org

President: Dr Gunther Kegel
Chief Executive Officer: Dr Wolfgang Weber