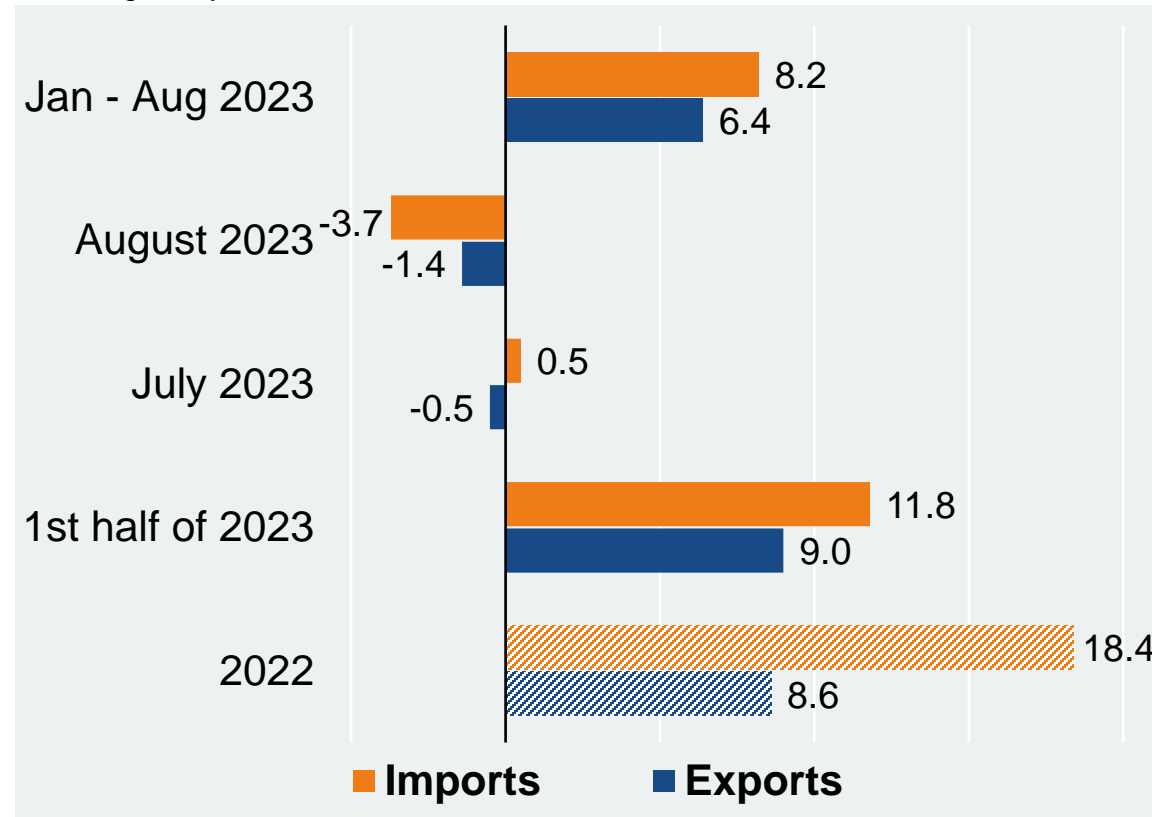


ZVEI Foreign Trade Report

– Edition October 2023

German electro and digital industry – Exports and Imports

% change on year earlier



Source: Destatis and ZVEI's own calculations

In **August 2023**, the German electro and digital industry has exported slightly less than a year before. Its **deliveries abroad** reached €20.1bn, missing the corresponding pre-year value by 1.4%. After the minimum decline in July (-0.5%), the sector's exports thus receded for the second month in a row.

Accumulated from **January through August 2023**, the aggregated electro deliveries came to a value of €168.2bn, which still corresponds to an increase of 6.4% (year-on-year).

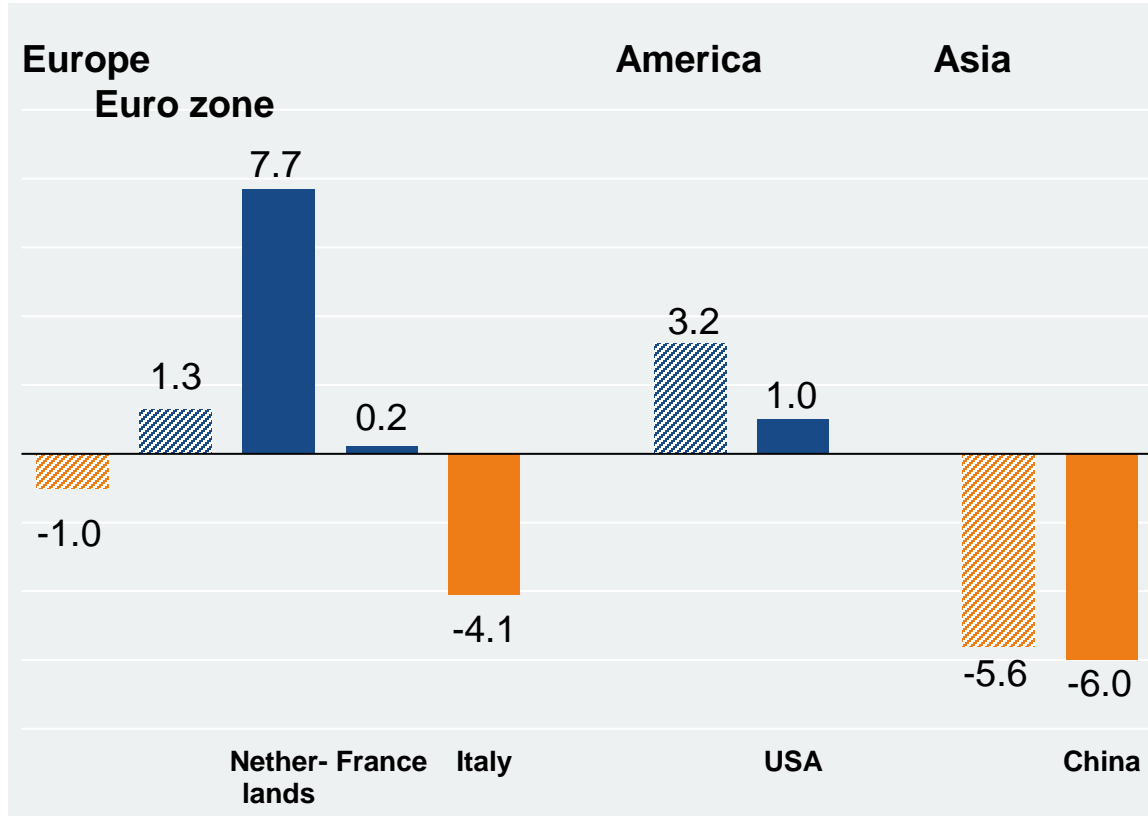
A decline was also reported for the **imports** of electrical and electronic products to Germany in August – the first since October 2020. With a value of €20.4bn, the imports missed their pre-year level by 3.7% recently.

In the first eight months of this year, the electro imports summed up to €178.8bn. Here, an increase of 8.2% (year over year) was recorded.

German electro and digital industry

– Exports to continents and top five receiving countries

August 2023, % change on year earlier



Source: Destatis and ZVEI's own calculations

The exports of the German electro and digital industry to **Europa** decreased by 1.0% (again year over year) to €11.9bn in August 2023. In contrast, the deliveries to the euro area alone picked up by 1.3% to €6.0bn. Considering the three biggest customer countries within the euro zone, the electro exports to the **Netherlands** grew by 7.7% to €1.2bn in August, while the deliveries to **France** stagnated (+0.2% to €1.1bn) and those to **Italy** were down (-4.1% to €774m).

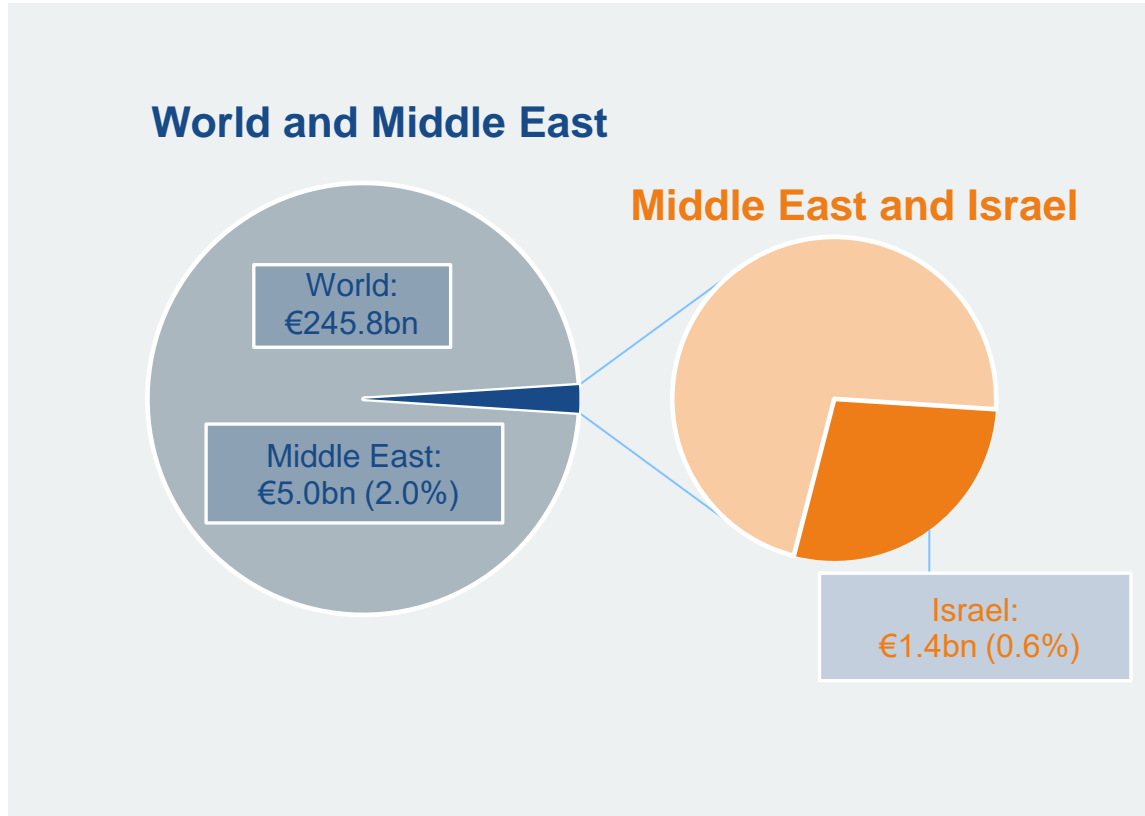
The sector's exports to **America** rose by 3.2% (year-on-year) to €3.0bn in August. Of course, the USA accounted for the biggest share of those deliveries, namely €2.2bn (+1.0%).

Against it, the deliveries to **China** continued to fall in August – by 6.0% to €2.3bn. In this context, the exports to total **Asia** likewise declined (by 5.6%) to a value of €4.7bn.

German electro and digital industry

– Electro trade with Israel and the Middle East

2022, German electro exports



Source: Destatis and ZVEI's own calculations

The German electro exports to **Israel** summed up to €1.4bn in 2022. This corresponds to a share of 0.6% in the sector's total deliveries abroad (of €245.8bn) last year. Hence, Israel stood for more than a quarter of all German electro exports to the **Middle East** (of €5.0bn). Taken together, the 13 states of the Middle East reached a share of 2.0% of the German electro exports in 2022.

In the first eight months of this year, the aggregated German electro deliveries to Israel amounted to €825m (-16.9% against the previous year) and those to the Middle East were at €3.4bn (+5.7%).

As regards the **imports** of electrical and electronic goods to Germany, the economic significance of Israel and the Middle East is even smaller. Here, Israeli electro products worth €617m were supplied to Germany. The imports from the overall Middle East came to €723m. Thus, the deliveries from Israel accounted for 0.2% of the total German electro imports (of €262.1bn) in 2022 and those from the Middle East for 0.3%.

German electro and digital industry

– Key figures on foreign trade

	2022	2023 August	2023 Jan - Aug
Exports in total, billion € (% change on year earlier)	245.8 (+8.6%)	20.1 (-1.4%)	168.2 (+6.4%)
Top ten receiving countries (2022)			
1. China	26.5 (+5.5%)	2.3 (-6.0%)	16.8 (-3.7%)
2. USA	23.6 (+23.8%)	2.2 (+1.0%)	16.8 (+11.1%)
3. France	15.5 (+8.8%)	1.1 (+0.2%)	9.9 (+5.5%)
4. Netherlands	14.3 (+18.6%)	1.2 (+7.7%)	10.2 (+21.4%)
5. Italy	12.3 (+5.1%)	0.8 (-4.1%)	7.8 (+5.3%)
6. Poland	12.1 (+0.3%)	1.0 (-6.7%)	7.6 (+5.5%)
7. Austria	11.1 (+6.7%)	0.9 (-1.6%)	7.2 (+9.3%)
8. Czech Republic	10.9 (+0.9%)	0.8 (-10.1%)	6.5 (-5.2%)
9. United Kingdom	9.3 (+2.1%)	0.8 (-4.5%)	6.4 (+5.8%)
10. Spain	8.6 (+8.2%)	0.6 (-0.1%)	5.5 (+8.6%)

	2022	2023 August	2023 Jan - Aug
Imports in total, billion € (% change on year earlier)	262.1 (+18.4%)	20.4 (-3.7%)	178.8 (+8.2%)
Biggest supplying countries (2022)			
1. China	84.4 (+23.5%)	6.1 (-13.3%)	52.6 (+1.9%)
2. Poland	14.4 (+2.7%)	1.0 (-10.4%)	9.9 (+21.3%)
3. USA	13.6 (+23.8%)	1.1 (-11.7%)	9.3 (+6.2%)
4. Czech Republic	13.0 (+18.0%)	1.1 (+4.8%)	8.5 (+5.1%)
5. Hungary	12.5 (+24.9%)	1.2 (+11.9%)	10.3 (+33.7%)
6. Taiwan	9.6 (+39.9%)	0.9 (+14.2%)	6.9 (+16.1%)
7. Japan	8.3 (+5.8%)	0.7 (-2.0%)	5.4 (+1.7%)
Export prices	+7.3%	+3.0%	+5.0%
Import prices	+8.9%	-0.8%	+1.8%

Source: Destatis and ZVEI's own calculations

Contact

Dr Andreas Gontermann

Chief Economist, Head of
Economic Policies and Statistics

 +49 69 6302-273

 andreas.gontermann@zvei.org

Matthias Düllmann

Data Analyst
Economic Policies and Statistics

 +49 69 6302-329

 matthias.duellmann@zvei.org

ZVEI e. V.

Electro and Digital Industry Association
Lyoner Straße 9, 60528 Frankfurt am Main
www.zvei.org

Follow us



LinkedIn



YouTube



X



Newsletter