

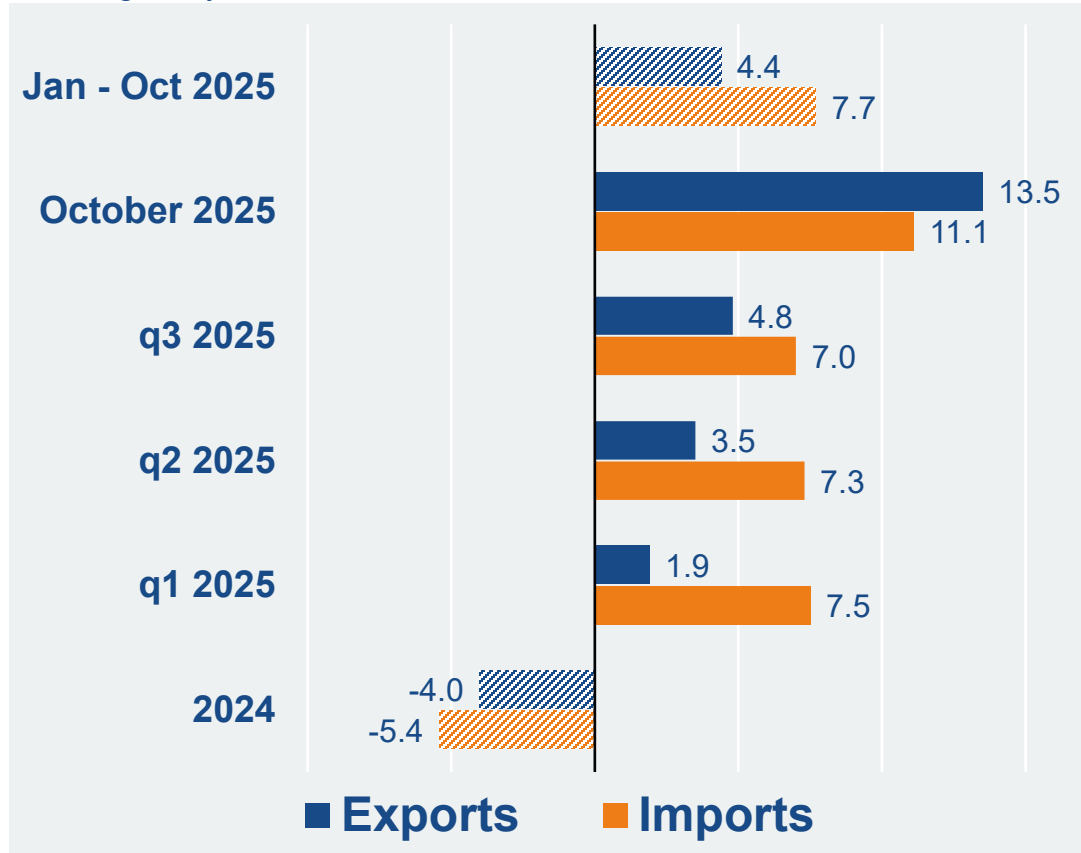
ZVEI Foreign Trade Report

Edition December 2025

German electro and digital industry

Exports and imports

% change on year earlier



Exports of the German electro and digital industry soared by 13.5% (year-on-year) to a value of €22.5bn in **October 2025**. By far, it was the biggest increase in the year running.

In the full **first ten months** of this year the sector's aggregated deliveries abroad amounted to €214.0bn, leaving them 4.4% higher than a year earlier.

Regarding **imports**, they grew by a two-digit rate in October, too. Foreign electrical and electronic products coming to Germany rose by 11.1% to €24.4bn in that month.

From January through October of this year, imports advanced by 7.7% (again year-on-year rate), reaching €227.2bn.

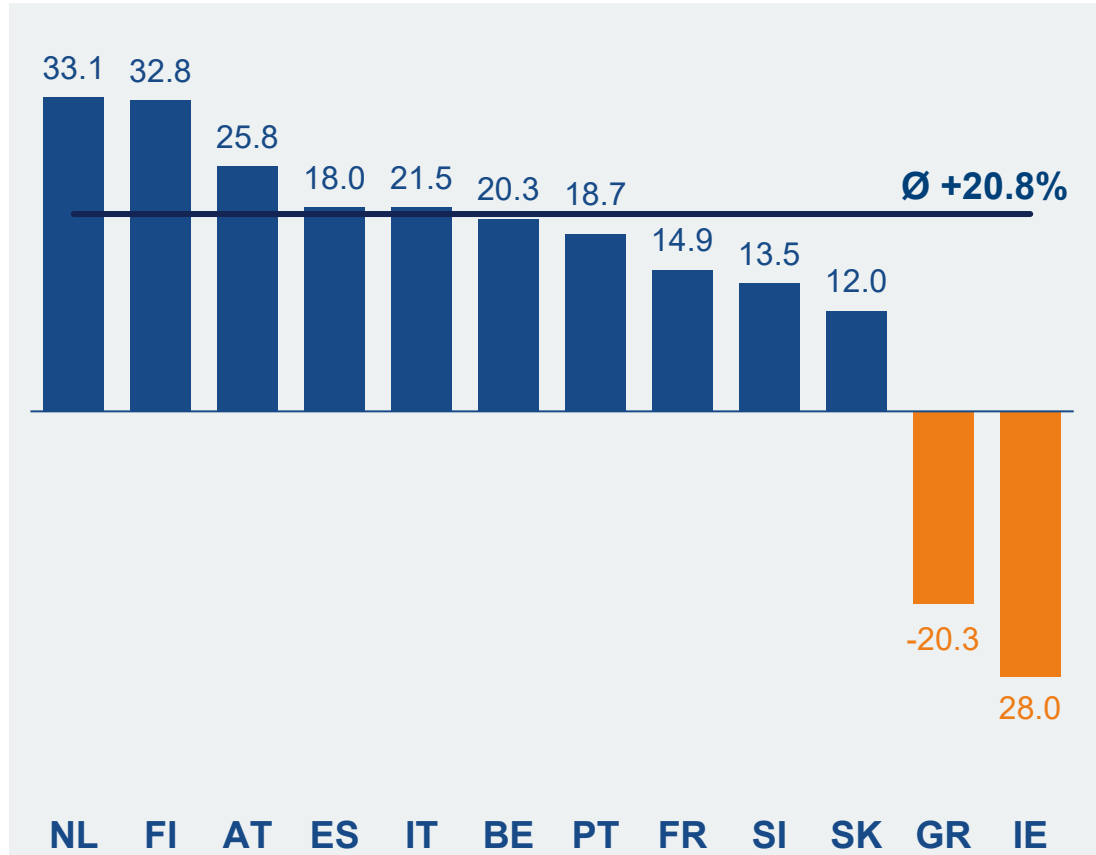
With it, the **sector-specific trade deficit** keeps gradually growing. In the first ten months of 2025 it stood at €13.2.bn.

Source: Destatis and ZVEI's own calculations

German electro and digital industry

Exports to the euro area

October 2025, % change on year earlier



Source: Destatis and ZVEI's own calculations

In **October 2025**, the German electro and digital industry exported goods worth €7.6bn to the countries of the **euro area**. This is a plus of 20.8% compared to the preceding year.

Almost all our deliveries to the various euro area trade partners saw significant double-digit increases in October. So, notable gains were seen with the **Netherlands** (+33.1% to €1.4bn), **Finland** (+32.8% to €172m), **Austria** (+25.8% to €1.0bn), **Spain** (+21.5% to €951m), **Italy** (+21.5% to €1.1bn), **Belgium** (+20.3% to €513m), **Portugal** (+18.7% to €214m), **France** (+14.9% to €1.4bn), **Slovenia** (+13.5% to €89m) and **Slovakia** (+10.6% to €269m).

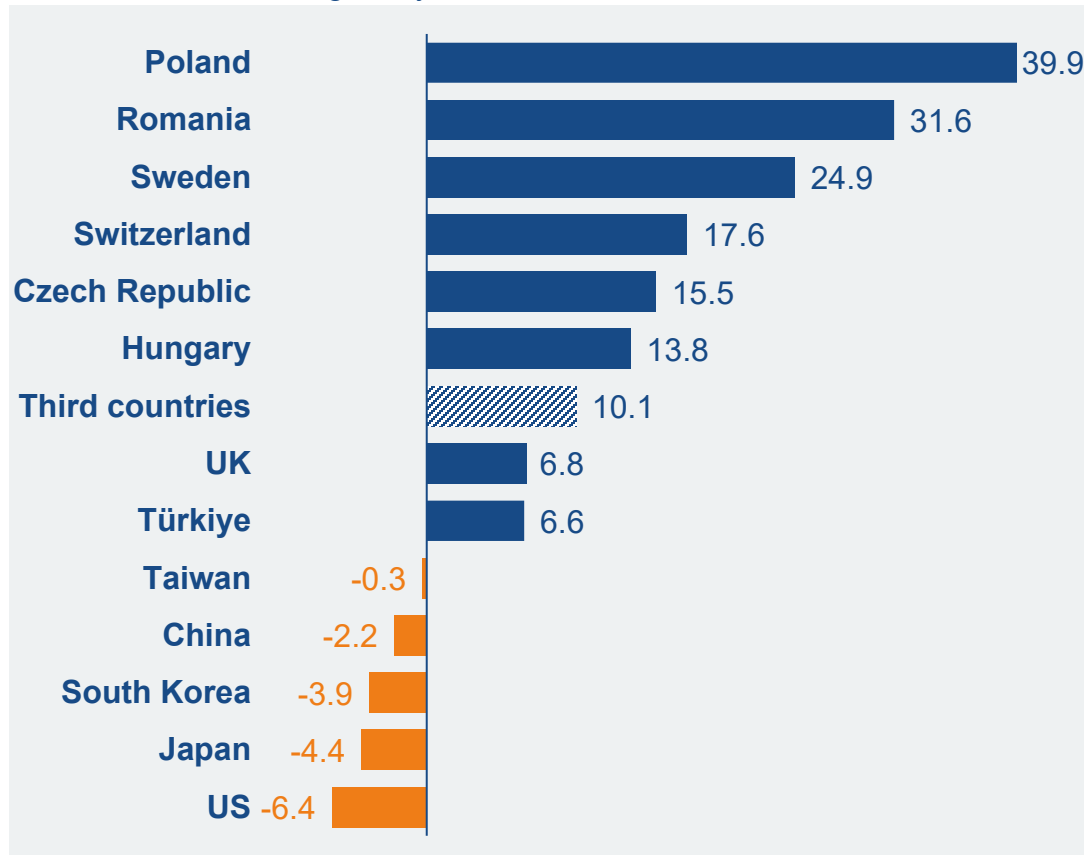
In contrast, exports to **Greece** (-20.3% to €89m) and **Ireland** (-28.0% to €112m) declined considerably.

In the period from **January through October 2025**, aggregated German electro exports to the common currency area amounted to €72.0bn – a plus of 7.3% compared to a year earlier.

German electro and digital industry

Exports to third countries (outside the euro area)

October 2025, % change on year earlier



Source: Destatis and ZVEI's own calculations

German electro exports to countries **outside the euro area** grew markedly in **October 2025** as well. They increased by 10.1% (year-on-year) to €14.9bn.

Again, deliveries to most of the receiving countries advanced by double-digit rates in October. This holds for **Poland** (+39.9% to €1.4bn), Romania (+31.6% to €576m), Sweden (+24.9% to €504m), Switzerland (+17.6% to €809m), the Czech Republic (+15.5% to €968m) and **Hungary** (+13.8% to €776m). Increases were also recorded for exports to UK (+6.8% to €856m) and Türkiye (+6.6% to €341m).

However, our sector's deliveries to Taiwan (-0.3% to €265m), **China** (-2.2% to €1.9bn), South Korea (-3.9% to €258m), Japan (-4.4% to €258m) and the **USA** (-6.4% to €1.9bn) all receded.

Taking the **first ten months** of this year together, electro exports to countries outside the common currency area came to €142.0bn, which corresponds to a plus of 3.1% (yoy).

German electro and digital industry

Key figures on foreign trade

	2024	2025 October	2025 Jan - Oct
Exports in total, billion € (% change on year earlier)	245.0 (-4.0%)	22.5 (+13.5%)	214.0 (+4.4%)
Top ten receiving countries (2024)			
1. China	25.4 (-2.4%)	1.9 (-2.2%)	19.6 (-8.8%)
2. USA	25.1 (-0.6%)	1.9 (-6.4%)	20.4 (-2.0%)
3. France	15.1 (-5.5%)	1.4 (+14.9%)	12.2 (+3.4%)
4. Netherlands	14.8 (-8.8%)	1.4 (+33.1%)	12.3 (+7.1%)
5. Poland	11.8 (-5.8%)	1.4 (+39.9%)	10.4 (+16.1%)
6. Italy	11.1 (-11.6%)	1.1 (+21.5%)	9.4 (+8.5%)
7. Czech Republic	10.3 (-1.3%)	1.0 (+15.5%)	8.7 (+7.8%)
8. Austria	10.3 (-10.0%)	1.0 (+25.8%)	8.7 (+9.2%)
9. United Kingdom	9.2 (-5.6%)	0.9 (+6.8%)	8.5 (+8.4%)
10. Spain	9.0 (+1.3%)	1.0 (+21.5%)	8.1 (+17.2%)

Source: Destatis and ZVEI's own calculations

	2024	2025 October	2025 Jan - Oct
Imports in total, billion € (% change on year earlier)	254.5 (-5.4%)	24.4 (+11.1%)	227.3 (+7.7%)
Biggest supplying countries (2024)			
1. China	78.1 (-5.3%)	8.1 (+12.5%)	67.0 (+8.0%)
2. Hungary	14.6 (-6.7%)	1.4 (+20.8%)	13.1 (+10.6%)
3. Poland	13.7 (-11.0%)	1.2 (-6.0%)	10.4 (-0.2%)
4. USA	13.3 (-5.4%)	1.2 (+7.2%)	11.3 (+9.4%)
5. Czech Republic	12.9 (-5.8%)	1.3 (+10.3%)	12.0 (+17.4%)
6. Taiwan	9.3 (-11.5%)	0.8 (+2.9%)	8.0 (+5.9%)
7. Malaysia	7.0 (-7.9%)	0.7 (+4.3%)	5.8 (+1.1%)
Export prices	+0.7%	+0.4%	+0.3%
Import prices	-2.0%	-1.9%	-1.8%

Contact

Dr Andreas Gontermann

Chief Economist, Head of
Economic Policies and Statistics

 +49 69 6302-273

 andreas.gontermann@zvei.org

Matthias Düllmann

Senior Manager Economics
Economic Policies and Statistics

 +49 69 6302-329

 matthias.duellmann@zvei.org

ZVEI e. V.

Electro and Digital Industry Association

Amelia-Mary-Earhart-Straße 12, 60549 Frankfurt am Main

www.zvei.org

Follow us



LinkedIn



YouTube



Newsletter