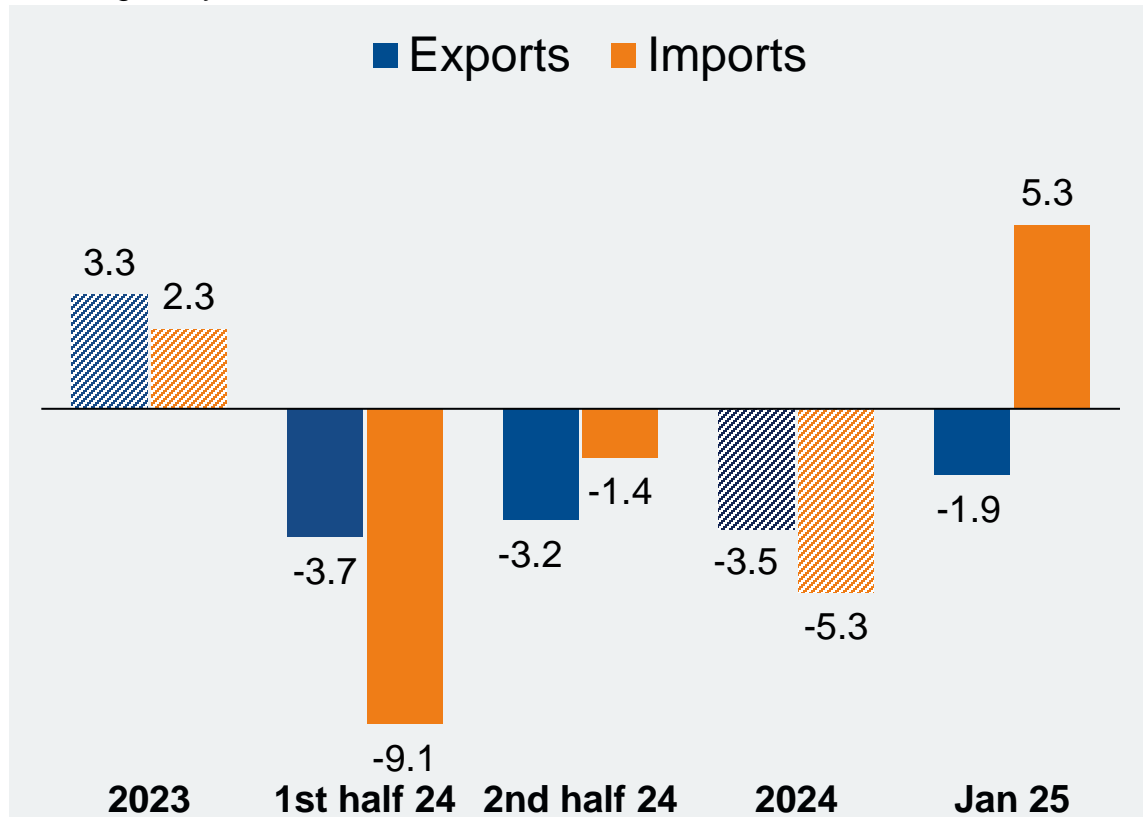


ZVEI Foreign Trade Report

– Edition March 2025

German electro and digital industry – Exports and imports

% change on year earlier



Source: Destatis and ZVEI's own calculations

Exports of the German electro and digital industry continued to fall in the first month of the year 2025. With a total of €19.6bn in **January**, they missed their corresponding pre-year value by 1.9%.

In the past year 2024, the sector's total deliveries abroad had decreased by 3.5% to €246.4bn. It had been the first decline since the pandemic year 2020.

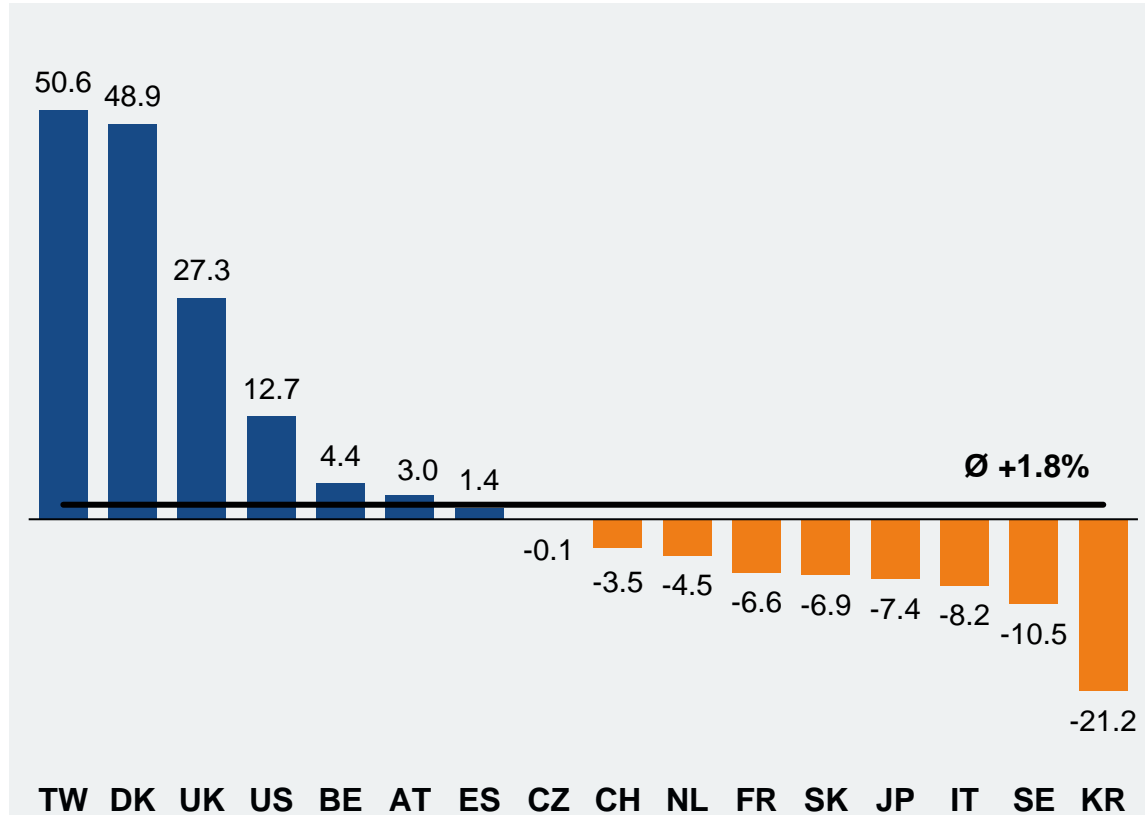
In contrast to exports, **imports** of electrical and electronic products to Germany managed to rise by 5.3% (again compared to a year earlier) in January 2025, reaching a total of €21.5bn. Thus, in this month alone, the sector-specific **trade deficit** came to almost two billion euros.

Over the whole last year, German electro imports had summed up to a value of €254.9bn, leaving them 5.3% lower than back in 2023.

German electro and digital industry

– Exports to industrialized countries

January 2025, % change on year earlier



Source: Destatis and ZVEI's own calculations

In **January 2025**, our sector's deliveries to the **industrialized countries** rose by 1.8% year on year to €13.1bn.

Very large increases were recorded for the exports to Taiwan (+50.6% to €323m), Denmark (+48.9% to €332m), the United Kingdom (+27.3% to €1.0bn) and the **USA** (+12.7% to €2.1bn). The deliveries to Belgium (+4.4% to €479m), Austria (+3.0% to €856m) and Spain (+1.4% to €753m) were also on the rise in January.

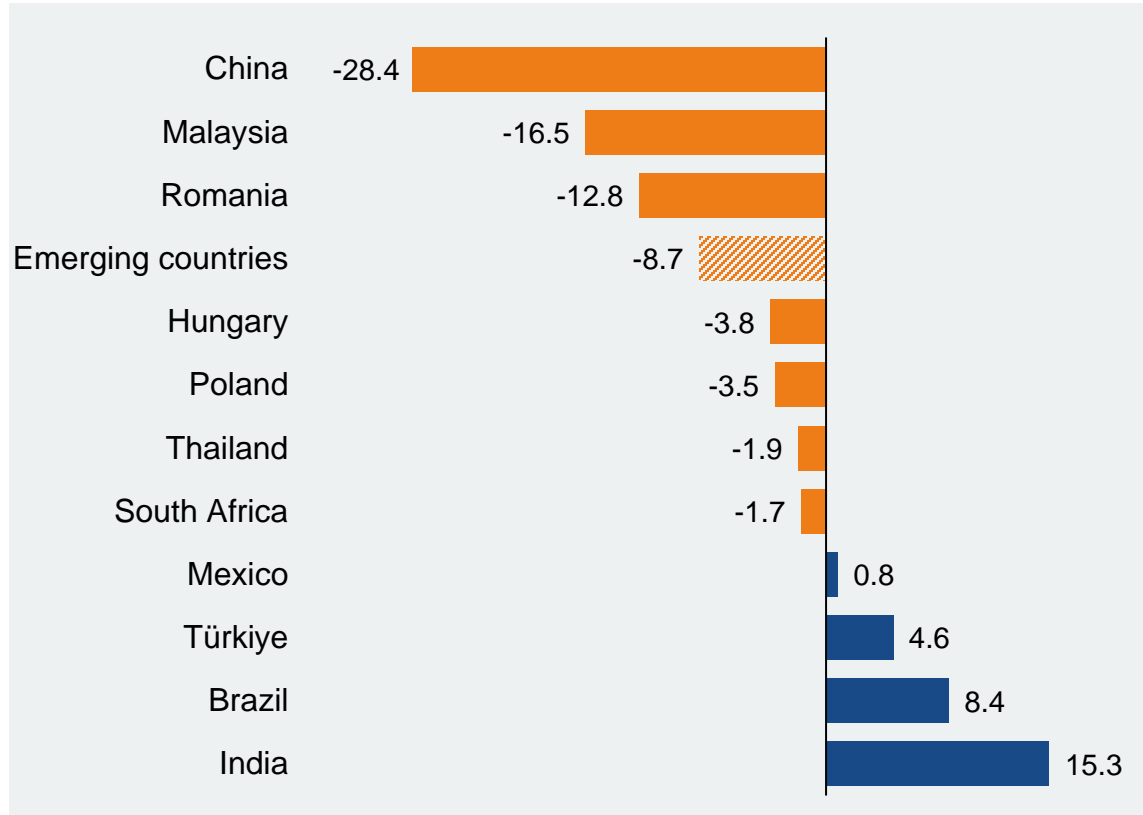
Exports to the Czech Republic (-0.1% to €832m), Switzerland (-3.5% to €676m) and the Netherlands (-4.5% to €1.2bn) receded slightly. More significant setbacks were recorded for the deliveries to **France** (-6.6% to €1.2bn), Slovakia (-6.9% to €228m), Japan (-7.4% to €255m) and **Italy** (-8.2% to €905m).

Exports to Sweden fell by a double-digit rate in January (-10.5% to €352m) and those to South Korea were even down by more than a fifth (-21.2% to €215m).

German electro and digital industry

– Exports to emerging countries

January 2025, % change on year earlier



Source: Destatis and ZVEI's own calculations

German electro exports to the group of **emerging countries** sagged by 8.7% (again year-on-year rate) to €6.5bn in **January 2025**.

With it, our sector's deliveries to **India** grew strongly in January (+15.3% to €260m), while the shipments to Brazil (+8.4% to €152m) and Türkiye (+4.6% to €343m) also increased. Exports to Mexico advanced too, but only slightly (+0.8% to €281m).

There were moderate decreases in the electro deliveries to South Africa (-1.7% to €137m), Thailand (-1.9% to €96m), Poland (-3.5% to €910m) and Hungary (-3.8% to €634m). Double-digit declines were recorded for the exports to Romania (-12.8% to €401m) and Malaysia (-16.5% to €196m).

The fall in January's exports to **China** was particularly pronounced. They collapsed by 28.4% to €1.6bn. Thus, in absolute terms, they came in half a billion euros lower than our deliveries to the USA in the same month. However, distortions surrounding the Chinese New Year may have played a role here.

German electro and digital industry

– Key figures on foreign trade

	2024	2025 January	2025 Jan - Jan
Exports in total, billion € (% change on year earlier)	246.4 (-3.5%)	19.6 (-1.9%)	19.6 (-1.9%)
Top ten receiving countries (2024)			
1. China	25.1 (-1.8%)	1.6 (-28.4%)	1.6 (-28.4%)
2. USA	24.8 (-0.2%)	2.1 (+12.7%)	2.1 (+12.7%)
3. France	15.1 (-5.6%)	1.2 (-6.6%)	1.2 (-6.6%)
4. Netherlands	14.9 (-8.2%)	1.2 (-4.5%)	1.2 (-4.5%)
5. Poland	11.8 (-5.7%)	0.9 (-3.5%)	0.9 (-3.5%)
6. Italy	11.0 (-12.6%)	0.9 (-8.2%)	0.9 (-8.2%)
7. Czech Republic	10.4 (-0.4%)	0.8 (-0.1%)	0.8 (-0.1%)
8. Austria	10.3 (-10.1%)	0.9 (+3.0%)	0.9 (+3.0%)
9. United Kingdom	9.1 (-4.6%)	1.0 (+27.3%)	1.0 (+27.3%)
10. Spain	9.0 (+0.9%)	0.8 (+1.4%)	0.8 (+1.4%)

	2024	2025 January	2025 Jan - Jan
Imports in total, billion € (% change on year earlier)	254.9 (-5.3%)	21.5 (+5.3%)	21.5 (+5.3%)
Biggest supplying countries (2024)			
1. China	75.3 (-5.6%)	6.6 (+9.4%)	6.6 (+9.4%)
2. Hungary	14.4 (-7.9%)	1.2 (+2.7%)	1.2 (+2.7%)
3. Poland	13.6 (-11.4%)	0.9 (-11.5%)	0.9 (-11.5%)
4. Czech Republic	13.5 (-1.3%)	1.2 (+13.8%)	1.2 (+13.8%)
5. USA	12.6 (-7.3%)	1.1 (+17.5%)	1.1 (+17.5%)
6. Taiwan	9.1 (-11.3%)	1.1 (+34.3%)	1.1 (+34.3%)
7. Malaysia	6.9 (-7.5%)	0.6 (+5.6%)	0.6 (+5.6%)
Export prices	+0.7%	+0.9%	+0.9%
Import prices	-2.0%	-0.6%	-0.6%

Source: Destatis and ZVEI's own calculations

Contact

Dr Andreas Gontermann

Chief Economist, Head of
Economic Policies and Statistics

 +49 69 6302-273

 andreas.gontermann@zvei.org

Matthias Düllmann

Data Analyst
Economic Policies and Statistics

 +49 69 6302-329

 matthias.duellmann@zvei.org

ZVEI e. V.

Electro and Digital Industry Association

Amelia-Mary-Earhart-Straße 12, 60549 Frankfurt am Main

www.zvei.org

Follow us



LinkedIn



YouTube



Newsletter